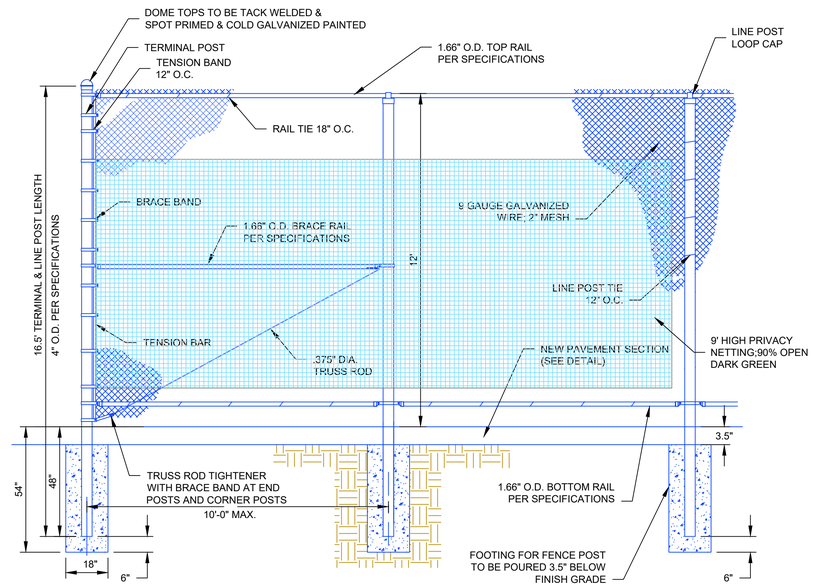

POST LENGTH CALCULATIONS FOR STANDARD DESIGN/NORMAL CONDITIONS:
LINE POSTS = FABRIC HEIGHT + 2'-6"
TERMINAL POSTS = FABRIC HEIGHT + 3'-0"

CHAIN LINK FENCE DETAIL

NTS

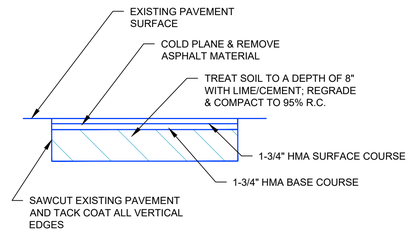

REMOVE 6" AC/AB; LIME/CEMENT TREAT MATERIAL TO A DEPTH OF 8" & PLACE 3.5" HMA

NTS

NOTE
CONTROL JOINTS EVERY 10' MAX. (BOTH DIRECTIONS)

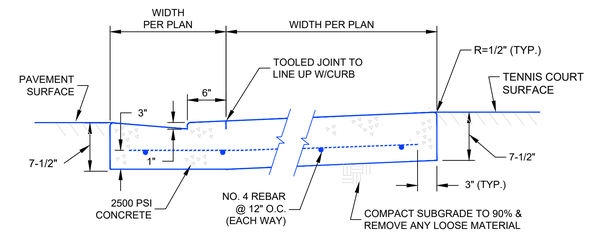

PCC PAD WITH CURB & GUTTER DETAIL

NTS

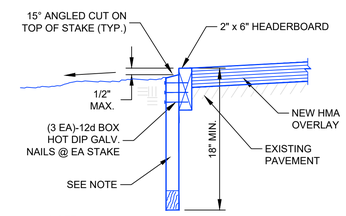

NOTE
2" x 4" x 18" MIN. STAKES @ 32" O.C. &
2" x 6" x 18" MIN. STAKES @ HEADERBOARD JOINTS

2x6 HEADERBOARD DETAIL

NTS

REV	DATE	DESCRIPTION	APP
3	03/26/19	ADDENDUM NO. 2	
	03/22/19	ADDENDUM NO. 1	

Pavement Engineering Inc.
You can ride on our reputation
Corporate Office:
3485 Sacramento Drive, Suite A
San Luis Obispo, CA 93401
805.781.2265

SANTA TERESA HIGH SCHOOL
6150 SNELL AVENUE, SAN JOSE, CA
DW INFRASTRUCTURE - PLAY COURT IMPROVEMENTS
DETAILS

DRAWN BY: TLS
PROJECT NUMBER: 180390-01
SCALE: NOT TO SCALE
DATE: JAN. 2019
SHEET NUMBER: 3 of 3

Path: Z:\SHARED\R DRIVE\ACTIVE PROJECTS\EAST SIDE UHSD\180390-01_SANTA TERESA TENNIS\DRAWINGS\180390-01_ADD3.DWG Plot Date: 3/28/2019 8:16 PM